

Software Engineering

Lecture 2

Software Testing

David Baelde

M1 MPRI @ ENS Paris-Saclay

September 25, 2020

Introduction

*Program testing can be used to show the presence of bugs,
but never to show their absence! – Dijkstra*

Introduction

Program testing can be used to show the presence of bugs, but never to show their absence! – Dijkstra

Python development follows a practice that all semantic changes and additions to the language and stdlib are accompanied by appropriate unit tests. Unfortunately Python was in existence for a long time before the practice came into effect. This has left chunks of the stdlib untested which is not a desirable situation to be in. – Python Developer's Guide

Testing: why?

No matter your tools, debugging is hard!



Testing: why?

No matter your tools, debugging is hard!



We must test software in order to:

- ▶ Detect problems earlier.
- ▶ Facilitate identification of root cause.
- ▶ Prevent regressions.

Testing: what & how?

What?

- ▶ Explicit spec and/or “good behavior”.

Testing: what & how?

What?

- ▶ Explicit spec and/or “good behavior”.

How?

- ▶ Unit testing on . . . basic units.
- ▶ Integration testing, complete system testing.
- ▶ Use tools that make it easy and systematic!

Automated testing




From

Automated testing



From

to



...

White box

White box

Goal: relevant tests based on the structure of the code.

Idea of **coverage**:

the testing suite must probe “enough” behaviors.

Criteria: lines,

White box

Goal: relevant tests based on the structure of the code.

Idea of **coverage**:

the testing suite must probe “enough” behaviors.

Criteria: lines, control flow, conditions,

White box

Goal: relevant tests based on the structure of the code.

Idea of **coverage**:

the testing suite must probe “enough” behaviors.

Criteria: lines, control flow, conditions, values, states, etc.

Tests are not proofs!

White box

Goal: relevant tests based on the structure of the code.

Idea of **coverage**:

the testing suite must probe “enough” behaviors.

Criteria: lines, control flow, conditions, values, states, etc.

Tests are not proofs!

Selecting test values,

based on code and spec: equivalence classes, boundaries. . .

manually (demo: `triangle.ml`) . . .

White box

Goal: relevant tests based on the structure of the code.

Idea of **coverage**:

the testing suite must probe “enough” behaviors.

Criteria: lines, control flow, conditions, values, states, etc.

Tests are not proofs!

Selecting test values,

based on code and spec: equivalence classes, boundaries. . .

manually (demo: `triangle.ml`). . . or automatically.

Pex 1 (C#)

Generate “interesting” test values, by symbolic execution and constraint solving. Demo: <http://www.pexforfun.com>

```
public class Point {
    public readonly int X, Y;
    public Point(int x, int y) { X = x; Y = y; }
}

public class Program {
    public static void Puzzle(Point p)
    {
        if (p.X * p.Y == 42)
            throw new Exception("Bug!");
    }
}
```


Pex 1 (C#)

Generate “interesting” test values, by symbolic execution and constraint solving. Demo: <http://www.pexforfun.com>

```
public class Point {
    public readonly int X, Y;
    public Point(int x, int y) { X = x; Y = y; }
}

public class Program {
    public static void Puzzle(Point p)
    {
        if (p.X * p.Y == 42)
            throw new Exception("Bug!");
    }
}
```

Propose 3 inputs: `null`, `(0,0)` and `(3,14)`.

Pex 2 (C# + contracts)

```
public class Program {  
    public static string Puzzle(string value) {  
        Contract.Requires(value != null);  
        Contract.Ensures(Contract.Result<string>() != null);  
        Contract.Ensures(  
            char.IsUpper(Contract.Result<string>()[0]));  
        return char.ToLower(value[0]) + value.Substring(1);  
    }  
}
```

Find inputs that trigger bugs...

Pex 2 (C# + contracts) fixed

```
public class Program {
    public static string Puzzle(string value) {
        Contract.Requires(value != null);
        Contract.Requires(value==" " ||
                           char.IsLower(value[0]));
        Contract.Ensures(Contract.Result<string>() != null);
        Contract.Ensures(
            Contract.Result<string>()==" " ||
            char.IsUpper(Contract.Result<string>()[0]));
        if (value==" ") return value;
        return char.ToUpper(value[0]) + value.Substring(1);
    }
}
```

Pex 3 (C# + contracts)

```
using System;

public class Program {
    static int Fib(int x) {
        return x == 0 ? 0 : x == 1 ? 1 :
            Fib(x - 1) + Fib(x - 2);
    }
    public static void Puzzle(int x, int y)
    {
        if (Fib(x + 27277) + Fib(y - 27277) == 42)
            Console.WriteLine("puzzle solved");
    }
}
```

Black box

Black box




What if we cannot / don't
want to rely on the code?

Black box: TDD

Test driven development:
write tests first, then code
that passes them.

Black box: TDD

Test driven development:
write tests first, then code
that passes them.



Black box: test & spec

Tests cannot replace specs, but allow to exploit it more.

Generate tests from specs:

- spec coverage, e.g., cause/consequence, clauses

Black box: randomness and stress

Randomized tests

- ▶ Quickcheck, Scalacheck (demo):
test predicates on random input values

Black box: randomness and stress

Randomized tests

- ▶ **Quickcheck**, **Scalacheck** (demo):
test predicates on random input values
- ▶ **Csmith**: compare C compilers on random code samples
⇒ no need for a spec (phew!)

Black box: randomness and stress

Randomized tests

- ▶ **Quickcheck**, **Scalacheck** (demo):
test predicates on random input values
- ▶ **Csmith**: compare C compilers on random code samples
↔ no need for a spec (pew!)

Stress

- ▶ Flood a server with requests
- ▶ Execution with constrained resources (memory, disk)
- ▶ Create latency (network)

Black box: randomness and stress

Randomized tests

- ▶ **Quickcheck**, **Scalacheck** (demo):
test predicates on random input values
- ▶ **Csmith**: compare C compilers on random code samples
↪ no need for a spec (pew!)

Stress

- ▶ Flood a server with requests
- ▶ Execution with constrained resources (memory, disk)
- ▶ Create latency (network)

Fuzz testing

- ▶ Mainly for file formats and protocols
- ▶ Test on (partly) randomly generated/modified data
- ▶ **zzuf** (demo), **LibFuzzer**, **afl-fuzz**, ...

Chaos engineering

Today's large distributed systems bring problems for which testing is insufficient. New slogans:

design for failure and **experiment in production.**

Chaos engineering

Today's large distributed systems bring problems for which testing is insufficient. New slogans:

design for failure and **experiment in production.**

Example (Netflix)

- ▶ The “Chaos Monkey” tool randomly disables machines/services
- ▶ <http://principlesofchaos.org>



In practice

Tooling

Libraries to write tests more easily:

`xUnit`, `Scalacheck`, `Scalatest`, etc.

Environments and tools to use them effectively:

`pytest`, `sbt`, hooks & CI, etc.

Demo

Objection 1

Writing tests = wasting time ?

Objection 1

Writing tests = wasting time ?

When coding, **you're already writing tests**:

maybe in an interpreter,

often in temporary `printf` checks, visual verification,

etc.

The goal is to **preserve** such tests, so as to **fully exploit** them.

Objection 1

Writing tests = wasting time ?

When coding, **you're already writing tests**:

maybe in an interpreter,

often in temporary `printf` checks, visual verification,

etc.

The goal is to **preserve** such tests, so as to **fully exploit** them.

Regression test

Good practice integrating testing and debugging:

before debugging, turn minimized bug into a test;

the test will validate the fix and prevent future regressions.

Objection 2

“That’s easy for a sorting function,
but another story for a server...”

Often, **hard to test = poorly designed !**

Examples

- ▶ Interaction with the filesystem, a database, etc.: sandboxing
- ▶ Graphical interface: possibility to script or capture (**xnee**)
beware: testing the interface or the underlying logic?
- ▶ Non-functional aspects (time, space): profiling

Conclusion

Summary

- ▶ Test your code **systematically**.
- ▶ Design for **unit** tests.

What's next

- ▶ Exercises:
 - ▶ Code FIND with **pytest** and **hypothesis**
 - ▶ Debug **bheap.py** with the same tools
- ▶ Project: each goal must be tested for validation